

# TOPFLEX

## TWIN -SPHERE RUBBER EXPANSION JOINT

### MODEL RTT (With Floating Flanges)

**TOPFLEX Series RTT** is ideal in heating and air conditioning system. Series RTT are Twin-Sphere joint with EPDM cover and EPDM tube. It provides excellent resistance to ozone, sun light aging and oxidation. The unit has an EPDM tube, which is good for hot & cold water service and chemicals. The Twin-Spherical design not only provides a high pressure rating, also provide greater flexibility, thus protecting mating flanges, especially PVC and fiberglass types. The steel flanges easily rotate on the bellows which makes it easier to line up the bolt holes during installation when mating flanges are out of line. Flanges are of galvanised steel with a steel bead (flange retainer). Standard sizes range from 1.1/2" to 12" I.D. with operating pressure at 300 psi and size 14" to 24" with operating pressure at 150 psi at -20°C to 100°C

#### BILL OF MATERIALS

ITEM NO.	DESCRIPTION	MATERIALS
1	Outer Cover	Synthetic Rubber (EPDM)
2	Inner Tube	Synthetic Rubber (EPDM)
3	Reinforcing Fabric	Synthetic Fiber
4	Wire	Carbon Steel wire
5	Flange	Mild Steel / Stainless Steel
6	Reinforcing Ring	Carbon Steel

\* Optional Materials Flange : Stainless Steel

#### TECHNICAL CONDITION

Model	RTT	
Size I.D.	1.1/2" - 12"	14" - 24"
Working pressure	300 PSI	150 PSI
Burst pressure	854 PSI	342 PSI
Vacuum Rating	650 mm/Hg	
Temperature	-20°C to 100°C	

Installed with control rods to prevent internal pressure and motion by over limit usage and vacuum dropping. Control rods and reinforcing ring unit must be installed when pressure (test surge, operating, starting a pump, etc.) exceeds the rating.

#### Allowable Movements

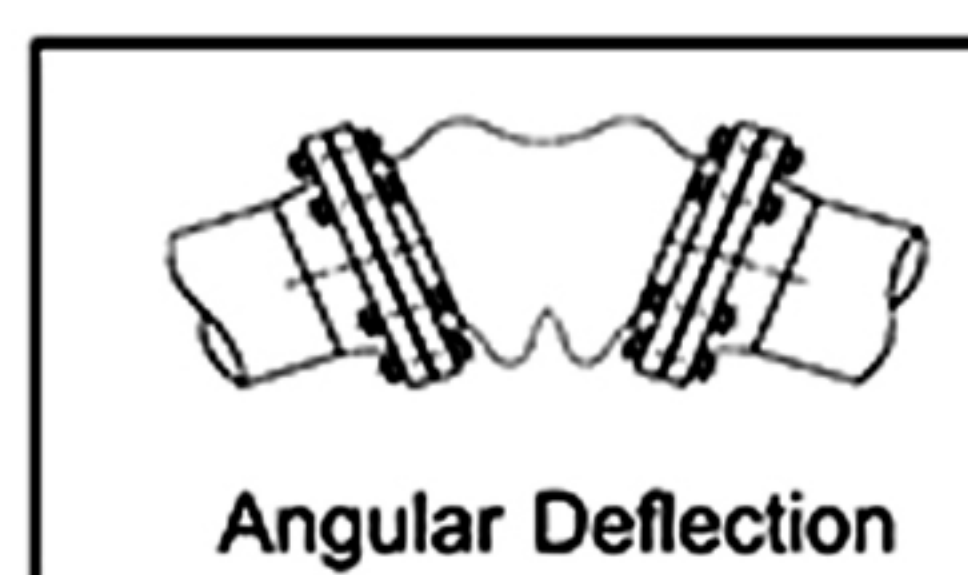
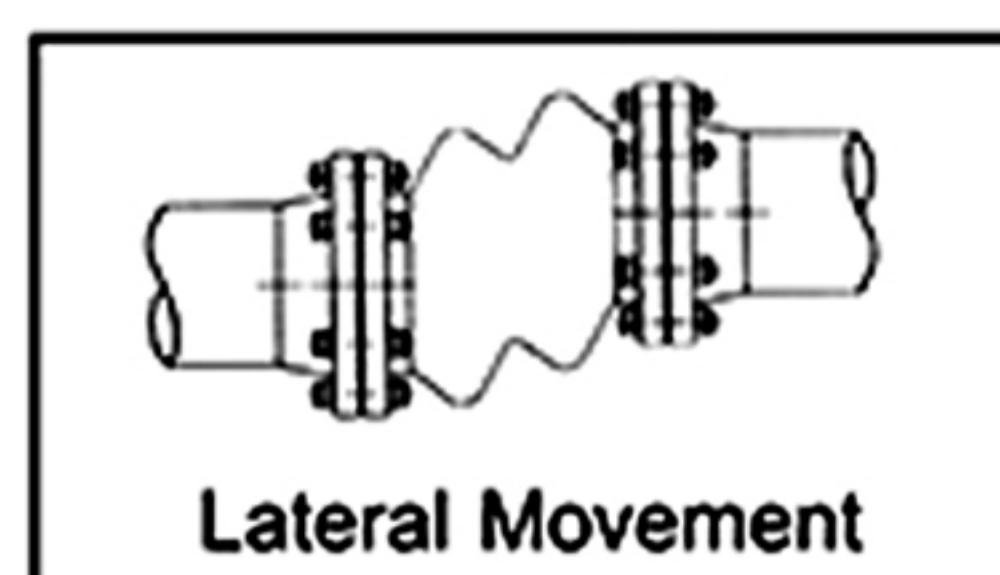
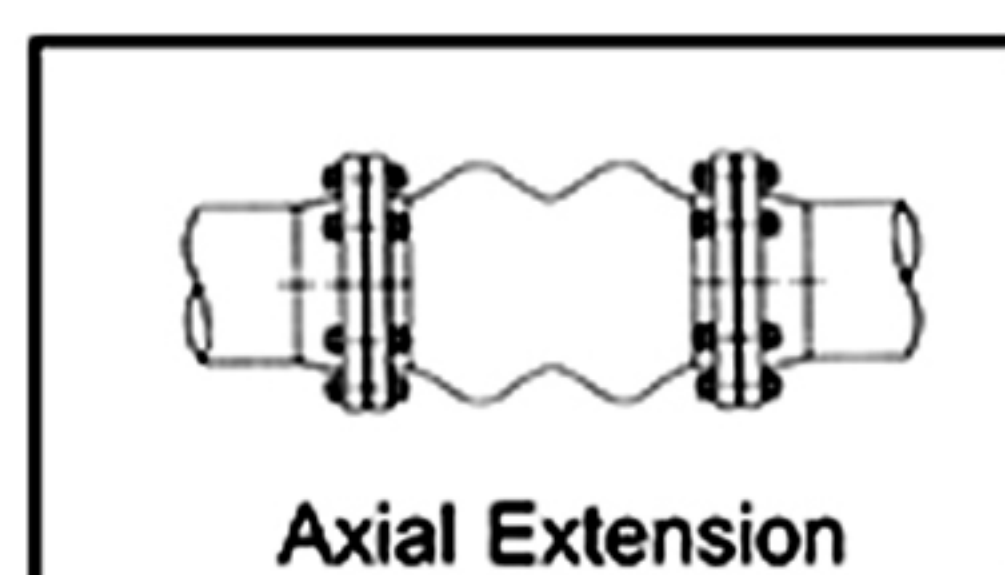
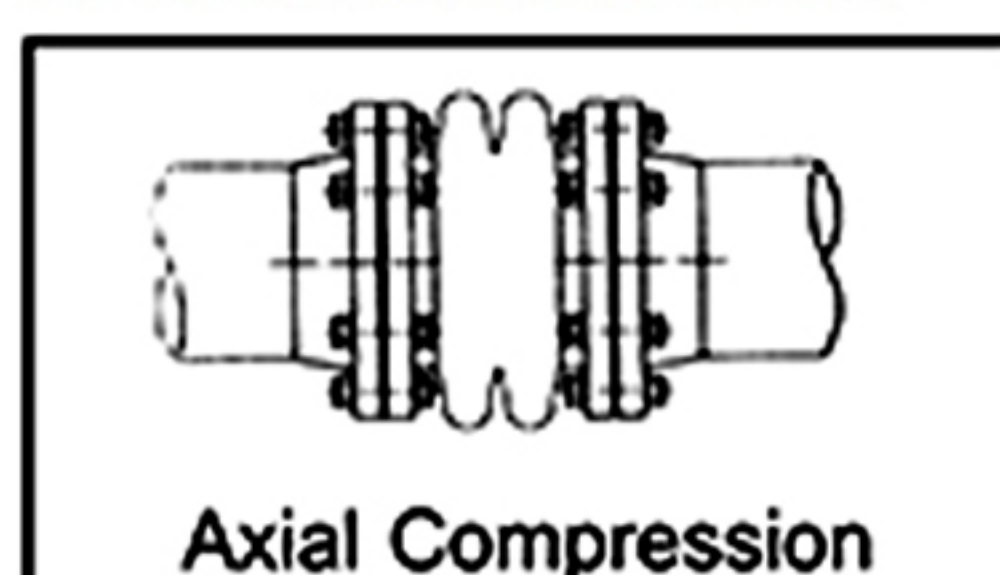
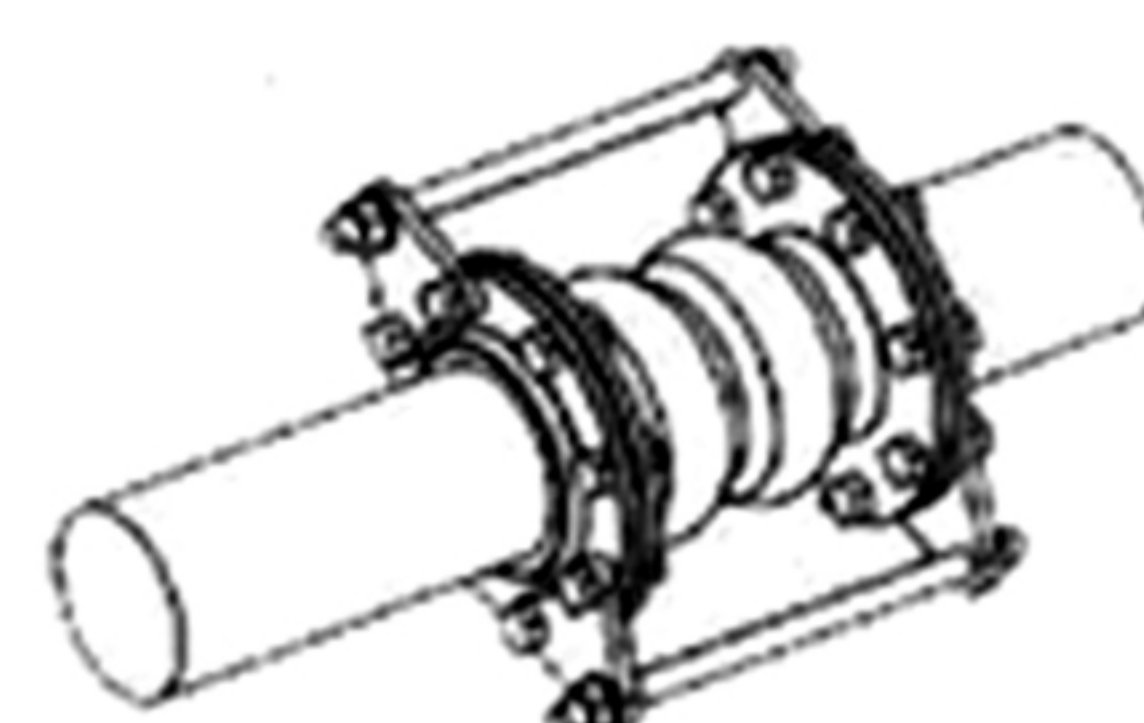
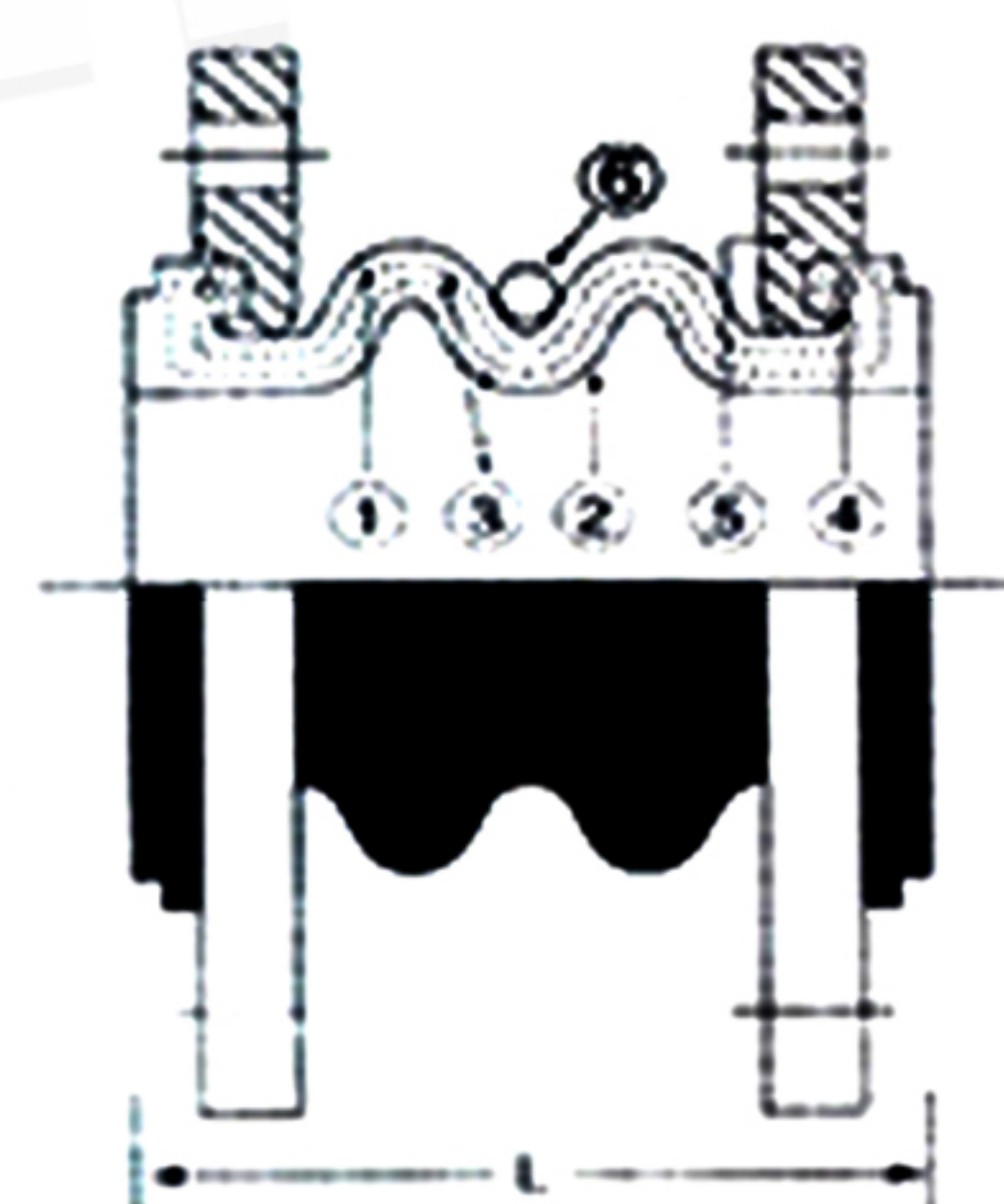


Table of Main Parameters of Normal Core Diameter, Length, Displacement Value

Normal core diameter		Length (L) (mm)	Axial displacement		Lateral (mm)	Angular
(mm)	(in.)		Compression (mm)	Extension (mm)		
40	(1.1/2)	175	50	30	50	35°
50	(2)	175	50	30	50	35°
65	(2.1/2)	175	50	30	50	35°
80	(3)	175	50	30	50	35°
100	(4)	225	50	30	50	35°
125	(5)	225	50	30	50	35°
150	(6)	225	50	30	50	35°
200	(8)	325	50	30	50	30°
250	(10)	325	50	30	50	30°
300	(12)	325	50	30	50	30°
350	(14)	350	50	40	50	20°
400	(16)	350	50	40	50	20°
450	(18)	350	50	40	50	20°
500	(20)	350	50	40	50	20°
600	(24)	350	50	40	50	20°

#### NOTE :

- Standard material is EPDM. The products are not applicable to oil. Other kinds of rubber material are optional.
- Standard rated working pressure are 20 bars (up to 300 mm.) to 10 bars (for larger size than 300 mm.)
- Applicable fluids : Air, Compressed air, water, sea water, hot water, weak acid, alkalis, etc.
- Flange drilling : JIS, DIN, ANSI, BS and other standard drilling for your specification.



WITH CONTROL RODS